

DuPont™ Tyvek® Protec™ PSU

High Temperature Peel and Stick Underlayment




High Performance

High-quality performance that meets or exceeds code and industry expectations.



Trusted Partner

70 years of proven performance backed by industry-leading experience and expertise.



Full Portfolio

One-stop-shop for all roof underlayment needs from a single supplier.




DuPont™ Tyvek® Protec™ is a high temperature self-adhered synthetic roofing underlayment for sloped roof applications which is designed to provide exceptional protection from ice-dams, wind-driven rain, snow, and water. Tyvek® Protec™ PSU has a synthetic slip-resistant walking surface and a polymer modified bitumen adhesive which can provide excellent steep slope walkability for installers and all-season performance.

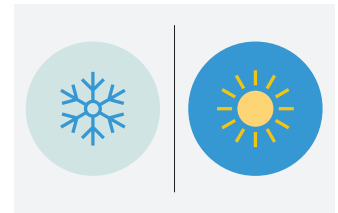
DuPont™ Tyvek® Protec™ PSU	PSU
Walkability	Slip-resistant synthetic
Roll Size (2 square)	36" x 67'
Rolls Per Pallet	25
Roll Weight	43.7 lbs
Warranty	30 years
UV Exposure	6 months
Roof Types	
Asphalt Shingle	✓
Cedar Shingle	✓
Metal	✓
Tile	✓
Slate	✓
Code Approvals	
ASTM D1970	✓
ICC-ES Report	✓
Miami Dade County Approved	✓
HVHZ	✓
Florida Product Approved	✓



Product Construction



Simple Installation
High quality split release liner and easy roll-out for steeped sloped roofs.



Wide Temperature Range
Installation from 40°F to 120°F. After installation, service temperature range from -40°F to 240°F.



Protects the Roof
Preserves the roof deck during installation and provides an effective secondary moisture barrier.



Supported by the DuPont™ Tyvek® Specialist Network
Specialists are available across the U.S. for additional knowledge and support.

DuPont™ Tyvek® Protec™ PSU – Product Information

FEATURES/BENEFITS

Description

DuPont™ Tyvek® Protec™ PSU is an engineered self-adhered underlayment ideal for slopes 2:12 and higher which is designed to provide exceptional protection from ice-dams, wind-driven rain, snow, and water. Tyvek® Protec™ PSU has a synthetic slip-resistant walking surface and a polymer modified bitumen adhesive which can provide excellent steep slope walkability for installers and all-season performance.

Tyvek® Protec™ PSU can be used under all typical roofing types and is a preferred underlayment when using DuPont™ Tile Bond™ Roof Adhesive for attachment of clay or concrete roof tiles. See Code Information below for more details.

Key Features

- Easy to roll out making installation simple in eaves and valleys
- High quality, split release liner for ease of installation
- Superior slip-resistant walking surface
- Designed for roof slopes 2:12 and higher

- Wide installation temperature range: 40°F – 120°F
- 240°F max service temperature under metal roofing
- 6-month UV exposure (180 days max)
- Part of a portfolio of DuPont roof underlayments
- Backed by a 30-year Limited Warranty
- Meets ASTM D1970
- FBC, HVHZ, and Miami-Dade approved

Available Sizes

Tyvek® Protec™ PSU is available in 2-square rolls: 36" x 67' (201 ft²) /0.914 m x 20.4 m (18.6 m²)

Complete System

Tyvek® Protec™ PSU is part of a complete portfolio of engineered roofing underlayments that includes DuPont mechanically attached synthetic underlayments – Tyvek® Roof Protector™, Tyvek® Protec™ 120, Tyvek® Protec™ 160, and Tyvek® Protec™ 200.

PROPERTIES

Review all instructions and (Material) Safety Data Sheet ((M)SDS) before use. Please contact your local DuPont Sales Representative or call 1-833-338-7668 if additional assistance is needed for writing specifications around this product.

TABLE 1: Physical Properties of Tyvek® Protec™ PSU

Test Method	Property	Typical Value	Units
ASTM D1777	Nominal Thickness	45	mils
ASTM D1970	Tensile strength (MD/CD)	MD: 100 CD: 90	lbs
ASTM E96	MVTR (Moisture Vapor Transmission Rate)	<0.03	perms
ASTM D1204 (modified)	Maximum Service Temperature	240 (115)	°F (°C)
ASTM D4869	Liquid Water Transmission	Pass	
ICC-ES AC 188 ASTM G154	Maximum UV Exposure	6 (180)	Months (Days)
ASTM D1970	Plywood Adhesion	36	Lbs/ft
AC 188, AC 48, ASTM D1970, ASTM D226, ICC-ES, FBC, HVHZ, Miami-Dade	Code Approvals	Pass	

TABLE 2: Specifications for Tyvek® Protec™ PSU

Specifications	Typical Value	Units
Length per roll	67	ft
Width per roll	36	in
Weight per roll	43.7	lbs
Roll size	2	square
Rolls per pallet	25	rolls
Pallet weight	1180	lbs

HANDLING AND ADDITIONAL INFORMATION

Storage and Disposal

Tyvek® Protec™ PSU should be stored upright in its original packaging, in a dry area, and in temperatures above 40°F (5°C). Shelf life is 12 months from date of manufacture when stored in prescribed conditions. Dispose of any residual product, release liner, or other waste in accordance with applicable federal, state, and local government regulations.

Code Information

Tyvek® Protec™ PSU meets 2018 and 2021 International Residential Code (IRC) requirements for peel and stick roofing underlayments,

i.e. ASTM D1970. See ICC-ES code report ESR-5378 for more information. Additionally, Tyvek® Protec™ PSU meets Florida Building Code (FBC), High Velocity Hurricane Zones (HVHZ), and Miami-Dade County requirements. **Note:** Not evaluated for use under tile in HVHZ, including Miami-Dade County. See Florida Product Approval FL37886 and Miami-Dade County NOA 23-1018.07 for more information and installation requirements.

Contact your DuPont Sales Representative or local authorities if additional assistance is needed for state/local building code requirements and related acceptances.

DuPont™ Tyvek® Protec™ PSU – Installation

PRECAUTIONS

Precautions and Safety

- **For Professional Use Only.** Read and follow the entire Handling section and the Safety Data Sheets (SDSs, formerly MSDSs or Material Safety Data Sheets) carefully before use. The information below is designed to protect the user and allow for safe use and handling of DuPont™ Tyvek® Protec™ PSU.
- Tyvek® Protec™ PSU is combustible and should be protected from flames and other direct high heat sources.
- Because of the critical technical design aspects of many of its applications, DuPont recommends that qualified designers or consultants design the roof and wall systems. Contact your local DuPont Sales Representative for more specific instructions.
- Follow all applicable federal, state, local and employer regulations.
- Always wear fall protection when working on a roof deck.
- Release liners are slippery. Remove from work area immediately after membrane is installed.
- Slip resistance may vary with surface conditions, weather, and/or footwear. Caution should be taken when walking on DuPont™ Tyvek® Protec™ PSU until it has been adhered according to instructions.
- Caution should be taken when walking on Tyvek® Protec™ PSU when it is wet or frost-covered.

- Tyvek® Protec™ PSU is not designed to replace the primary roof covering material, or for indefinite outdoor exposure. Final roofing must be installed within 180 days.
- Tyvek® Protec™ PSU is not intended to be installed over existing membranes.
- Apply Tyvek® Protec™ PSU taut and wrinkle-free. Do not stretch.
- Do not apply Tyvek® Protec™ PSU over wet or frost-covered roof sheathing.
- Roof claddings should not be installed over wrinkled or buckled Tyvek® Protec™ PSU.
- Tyvek® Protec™ is NOT intended as flashing for:
 - Windows
 - Doors
 - Wall Penetrations
- Consider precutting length for greater ease of handling material.

Preparation

- Ensure roof deck is dry, smooth, clean and defect free
- DuPont™ Tyvek® Protec™ PSU cannot be installed over existing roof cladding.
- Tyvek® Protec™ PSU is a vapor barrier. Ensure that the space beneath the roof sheathing is properly ventilated before installation.
- Valley applications must be completed before both the eaves and field installations.

INSTALLATION INSTRUCTIONS

Apply DuPont™ Tyvek® Protec™ PSU and roof covering material in favorable weather conditions, at temperatures of 40°F (5°C) or higher.

1. Always work from the low point of the roof to the highpoint of the roof.
2. Cut rolls into manageable lengths (10'–20') for your specific job. Remove the first 1'–2' of the upper release liner and firmly attach product onto roof deck. Roll out and align the product. Remove the remaining release liner and apply with firm pressure.
3. Fold back the bottom portion of DuPont™ Tyvek® Protec™ PSU to expose the entire lower half of release liner. Remove release liner and apply the lower section of the roll to the roof deck. **NOTE:** Release film can be slippery. We suggest that you get the release film off the roof immediately after removing it from the DuPont™ Tyvek® Protec™ PSU.
4. Apply firm hand pressure, roll with a roller, or walk on the membrane, to push the bitumen into the pores of the roof deck or overlaps.
5. Install the membrane such that all laps shed water. End laps must be 6 in. (150mm) and side laps are 3 in. (75mm). DuPont™ Tyvek® Protec™ PSU has a lane at the top of the material as guidance for laps. The overlap from the top layer shouldn't exceed past this lane onto the embossed pattern of the material.

6. Repair holes, fish mouths, tears and any other penetration damage with a round patch of membrane extending past the damaged area 6 in. in all directions.

Valley and Ridge Installation

For valley and ridge applications, once DuPont™ Tyvek® Protec™ PSU is correctly positioned and pushed tightly into the valley, peel one side of the release liner and press down with roll pressure or a firm hand pressure into place. When installing along the valley and ridge, work from the center outward and start from the low point of the roof.

Reminder: Valley applications must be completed before both the eaves and field installs.

Eave Installation

Make sure the DuPont™ Tyvek® Protec™ PSU is extended on the roof deck above the highest expected level of water back-up from ice dams and above the highest expected level of snow and ice on the wall sheathing on vertical sidewalls for ice dam protection. Check local code regulation to help determine appropriate coverage for protection against ice dams. A second layer should be considered in critical areas (eaves or valleys) where the climate causes severe ice dams. Along eaves, install metal drip edge under the Protec™ PSU underlayment unless otherwise directed by local building codes. Along rakes, apply Protec™ PSU underlayment first, and install drip edge on top. For wind driven rain protection, apply the membrane to the entire roof deck.

DuPont™ Tyvek® Protec™ PSU 30-Year Limited Warranty

This is not a Consumer Warranty.

Warranted Party

DuPont provides the following warranty to Builders, General Contractors or Professional Installers upon the terms and conditions set forth herein. This warranty is not transferable.

Warranted Period

This 30-Year Limited Warranty is effective for DuPont™ Tyvek® Protec™ PSU product ("Product") identified below and purchased and installed after **February 29th, 2024** in the United States.

If any Product is repaired or replaced under this warranty, the ongoing warranty coverage will continue from the original date of purchase and not from the date of repair or replacement.

30-Year Product Limited Warranty

Product eligible under this 30-year Limited Warranty (Product Replacement)

- DuPont™ Tyvek® Protec™ PSU

Warranty Requirements

Subject to Product label warnings and following the Product specific terms and conditions set forth below, DuPont warrants that for a period of 30 years from the date of purchase, when Product is installed in strict accordance with the applicable DuPont Installation Guidelines at the time of installation, in a properly constructed and designed roof system following applicable building codes and accepted industry standards for each type of construction, that:

- DuPont™ Tyvek® Protec™ PSU, meets:
 - The "Pass" requirement of ASTM D4869 for its liquid water transmission property in effect at the time of purchase of the DuPont™ Tyvek® Protec™ PSU when the problem is caused solely by the failure of the Product to meet that property. The Product must be originally installed on a roof having a minimum 2:12 slope.

This warranty is limited to product replacement. If the Product fails to meet the properties specified above, then DuPont's sole liability will be to provide replacement Product for that portion of defective Product. All product replacement will be in the form of Product being manufactured at the time of replacement. No substitution of other products or those manufactured by other manufacturers will be permitted. This warranty covers replacement of defective Product only and does not include any repair costs or other damages of any kind whatsoever.

What is Not Covered by this Warranty:

1. The negligence, gross negligence, or willful misconduct of the Warranted Party or any third party.
2. Acts of God, including but not limited to, fire and lightning, hurricane, high winds.
3. Vandalism or attack by any party.
4. Defects in the structure or a component of the structure (e.g., window, skylight, chimney, vents, etc.) or selection of any components of the structure, or premature deterioration of the building materials, or defect arising out of any non-DuPont™ Tyvek® Protec™ PSU product.
5. Foreign objects or agents, including products incompatible with DuPont Performance Building Solutions Products, contamination from building site chemicals, pressure washing, painting, cleaning solutions, coatings, or other objects or agents.
6. Damage to Product caused by modifications made after Product installation, including structural changes, equipment installation, or other modifications.
7. UV exposure of the Product in excess of that set forth in the applicable Product Information Sheet, including but not limited to UV exposure prior to installation of primary roof covering or UV exposure after the primary roof covering installation is completed.
8. Improper installation of the Tyvek® Protec™ PSU product, improper building practices or design not in accordance with the applicable building code or industry standards, nonstandard use or application of the Product or any deviation from approved construction plans or project specifications, or failure to follow the applicable DuPont Installation Guidelines. Installation Guidelines are available by calling 1-833-338-7668 and online at building.dupont.com.

9. Re-roofing over existing Product.
10. Warranty claims made for any product (including Product) for which another warranty claim has already been fulfilled by DuPont for that same product installed on the same structure, regardless of who submitted the other claim.
11. Any building in which the claimant is not the Warranted Party.
12. Assemblies where the Product is used as a permanent primary water barrier.

How You Can Get Warranty Service

To obtain service under this warranty, you must promptly contact DuPont at building.dupont.com or call 1-833-338-7668 regarding any potential claim, but no later than sixty (60) days after you discover any potential claim, and you MUST provide DuPont within the 30-year warranty period proof of purchase and/or of installation of the DuPont™ Tyvek® Protec™ PSU Product.

You must provide DuPont with a reasonable opportunity to inspect the building within sixty (60) days after DuPont receives notice of your potential claim. You must also provide access to DuPont for recovery of samples of the Products from the actual installation in sufficient quantities in order to perform testing to determine whether or not the DuPont Product failed as set forth herein.

Exclusions

DUPONT'S SOLE LIABILITY UNDER THIS WARRANTY IS LIMITED TO REPLACEMENT OF THE PRODUCT REQUIRED TO CORRECT PROBLEMS CAUSED SOLELY BY THE FAILURE OF THE PRODUCTS TO MEET THE TERMS OF THIS WARRANTY DOCUMENT. DUPONT SHALL NOT BE LIABLE IN EITHER TORT OR CONTRACT FOR ANY DIRECT, CONSEQUENTIAL, PUNITIVE, SPECIAL OR INCIDENTAL DAMAGES OR DAMAGES OF A SIMILAR NATURE, LOST PROFITS, LOST REVENUE ARISING OUT OF THE USE OR INABILITY TO USE THE PRODUCT OR ANY BREACH OF ANY EXPRESS OR IMPLIED WARRANTY, REPRESENTATION OR CONDITION.

EXCEPT AS EXPRESSLY PROVIDED HEREIN, DUPONT MAKES NO OTHER WARRANTY, REPRESENTATION OR GUARANTEE, EXPRESS OR IMPLIED, WITH RESPECT TO ITS PRODUCT INCLUDING WITHOUT LIMITATION, THE WARRANTIES OF MERCHANTABILITY, FITNESS FOR A PARTICULAR PURPOSE (EVEN IF THAT PURPOSE IS KNOWN TO DUPONT), OR FROM ANY COURSE OF DEALING OR TRADE USAGE REGARDING DUPONT™ PROTEC™ PSU PRODUCTS.

This warranty gives you specific legal rights, and you may also have other rights which may vary from state to state. Some states do not allow the exclusion or limitation of incidental damages, so the above limitation or exclusion may not apply to you. Additionally, some states do not allow limitations on how long an implied warranty lasts, so the above limitation may not apply to you.

The foregoing is the only warranty made by DuPont. No representative, dealer or any other person is authorized to make or makes any warranty, representation or promise on behalf of DuPont with respect to such Product. No terms or conditions other than those stated herein or provided by law, and no agreement or understanding, oral or written, in any way purporting to modify this warranty shall be binding upon DuPont unless made in writing and signed by an authorized employee of DuPont.

NOTE

It is user's responsibility to determine the suitability of the Product selected and proper construction materials needed. Do not attempt to work without proper training or without the proper personal protection equipment. Nothing herein is to be taken as a license to operate under any intellectual property right of any person or entity (including DuPont), or a recommendation to infringe any copyrights, trademarks or patents.

CAUTION: This product is combustible and shall only be used as specified by the local building code with respect to flame spread classification and to the use of a suitable thermal barrier. For more information, consult your local building inspector.

This Warranty is Not a Performance Claim.



Protec™ PSU

**For more information about
DuPont™ Tyvek® Protec™ PSU, contact your
local DuPont Sales Representative,
visit residentialroofing.dupont.com, or call 1-833-7668.**

NOTICE: This information is based on information that DuPont believes to be reliable. It is subject to change as additional knowledge and experience are gained. It is not intended as a substitute for any testing you may conduct to determine for yourself the suitability of our products for your particular purpose. No freedom from any patent owned by DuPont or others is to be inferred. Because use conditions and applicable laws may differ from one location to another and may change with time, Customer is responsible for determining whether products and the information in this document are appropriate for Customer's use and for ensuring that Customer's workplace and disposal practices are in compliance with applicable laws and other government enactments. The product shown in this literature may not be available for sale and/or available in all geographies where DuPont is represented. The claims made may not have been approved for use in all countries or regions. DuPont assumes no obligation or liability for the information in this document. References to "DuPont" or the "Company" mean the DuPont legal entity selling the products to Customer unless otherwise expressly noted. NO EXPRESS WARRANTIES ARE GIVEN EXCEPT FOR ANY APPLICABLE WRITTEN WARRANTIES SPECIFICALLY PROVIDED BY DUPONT. ALL IMPLIED WARRANTIES INCLUDING THOSE OF MERCHANTABILITY AND FITNESS FOR A PARTICULAR PURPOSE ARE EXPRESSLY EXCLUDED. The buyer assumes all risks as to the use of the material. Buyer's exclusive remedy or any claim (including without limitations, negligence, strict liability, or tort) shall be limited to the refund of the purchase price of the material. Failure to strictly adhere to any recommended procedures shall release E. I. du Pont de Nemours and Company, and its subsidiaries, of all liability with respect to the materials or the use thereof. The information herein is not intended for use by non-professional designers, applicators or other persons who do not purchase or utilize this product in the normal course of their business.

DuPont believes this information to be reliable and accurate. The information may be subject to revision as additional experience and knowledge is gained. It is the user's responsibility to determine the proper construction materials needed.

DuPont™, the DuPont Oval Logo, and all trademarks and service marks denoted with™, SM or ® are owned by affiliates of DuPont de Nemours, Inc. unless otherwise noted. © 2024 DuPont.

Form No. 43-D101311-enNA-0324 CDP