


RIKON

10" Contractor Saw Model 10-205

Large Table

Large 27" x 40" table



Accurate Rip Fence

Quick-lock rip fence and calibrated rail system gives simple setting for ripping




Mobility

Built in mobile base for easy maneuverability



Large Handles

Large blade height and tilt adjustment wheels



MOTOR

Horsepower	1-3/4 HP
Amps	15/7.5
Volts	120/240V, 60 Hz
RPM	3,450

BLADE

Diameter	10"
Teeth	40 ATB, Carbide
Arbor	5/8"
Speed	3,450
Tilt	Left

CUTTING CAPACITY

Maximum Depth of Cut at 90°	3-1/8"
Maximum Depth of Cut at 45°	2-3/16"
Maximum Width of Dado	3/4"
Maximum Rip to the Right of Blade	29-1/2"
Maximum Rip to the Left of Blade	14-1/2"
Table in Front of Blade	11-3/8"

TABLE

Size	27" x 40"
Miter Gauge "T" Slot (2)	3/4" x 3/8"
Height from Floor	31-3/8"
Table Size without Wings	20-1/8" x 27"
Left Wing Dimension	9-7/8" x 27"
Right Wing Dimension	9-7/8" x 27"

OVERALL DIMENSIONS

Height	45.5"
Width	52"
Depth	39"
Dust Port	1@4"
Net Weight	260 lbs.
Shipping Weight	273 lbs.
Shipping Carton	45-1/2" x 30-3/4" x 23"
Warranty	5 Years

Call today for more information **877-884-5167**
or visit **www.rikontools.com** for a dealer near you!



RIKON


10" Contractor Saw Model 10-205

Accessories



C10-100

Safety Push Stick



13-500

Dado Insert for 10-205



Call today for more information **877-884-5167**
or visit **www.rikontools.com** for a dealer near you!

